3 Power Module

NOTICE

- Power modules in a chassis must have the same power and same airflow direction.
- A switch must use the power modules it supports. Using unsupported power module may bring unknown risks to the switch.
- When two power modules work in 1+1 backup mode, you can hot swap one of them.
- When only one power module is installed in a chassis, install a filler panel on the vacant power supply slot.
- Before powering off a switch, turn off both power modules.

3.1 150 W AC Power Module (PAC-150WA)

3.2 150 W AC Power Module (ES0W2PSA0150)

3.3 350 W AC Power Module

3.4 350 W DC Power Module (PDC-350WA)

3.5 350 W DC Power Module (PDC350S12)

3.6 600 W AC Power Module (PAC-600WA)

3.7 600 W AC Power Module(PAC600S12)

3.8 600 W AC&240 V DC Power Module

3.9 600 W High-Voltage DC Power Module

3.10 1200 W AC&240 V DC Power Module

3.11 1200 W High-voltage DC Power Module

3.12 1200 W DC Power Module

3.1 150 W AC Power Module (PAC-150WA)

 Copyright © Huawei Technologies Co., Ltd.

Version Mapping

Table 3-1 describes the mapping between switch models and the PAC-150WA.

Table 3-1 Version mapping

Switch Model	PAC-150WA
CE5810-24T4S-EI CE5810-48T4S-EI	Supported in V100R002C00 version and later versions
CE5850-48T4S2Q-EI	Supported in V100R001C00 version and later versions
CE5850-48T4S2Q-HI	Supported in V100R003C00 version and later versions
Other models	Not supported

Appearance

Figure 3-1 shows the appearance of the PAC-150WA.

Figure 3-1 PAC-150WA



Function

Table 3-2 describes the functions of the PAC-150WA.

 Copyright © Huawei Technologies Co., Ltd.

Table 3-2 Functions of the PAC-150WA

Function		Description
Input protection	Input undervoltage protection	In this protection state, the power module stops supplying power. When the input voltage restores to the normal range, the power module automatically resumes power supply.
	Input overcurrent protection	In this protection state, the power module stops supplying power and cannot automatically resume power supply when the input current restores to the normal range.
Output protection	Output overvoltage protection	In this protection state, the power module supplies power intermittently. When the output voltage restores to the normal range, the power module automatically resumes power supply.
	Output overcurrent protection	In this protection state, the power module supplies power intermittently. When the output current is limited within a range, the power module automatically resumes power supply.
	Output short-circuit protection	In this protection state, the power module supplies power intermittently. When the short circuit is removed, the power module automatically resumes power supply.
Overtemperature protection		When the temperature of the power module exceeds a specified threshold, the power module stops supplying power. When the temperature falls into the normal range, the power module automatically resumes power supply.
Heat dissipation		Natural heat dissipation
Hot swap		Supported

NOTE

When a power module enters overtemperature protection state, take measures to lower its temperature. The power module can automatically resume power supply when the temperature falls within the normal range.

Panel

Figure 3-2 shows the panel of the PAC-150WA.

 Copyright © Huawei Technologies Co., Ltd.

Figure 3-2 PAC-150WA panel

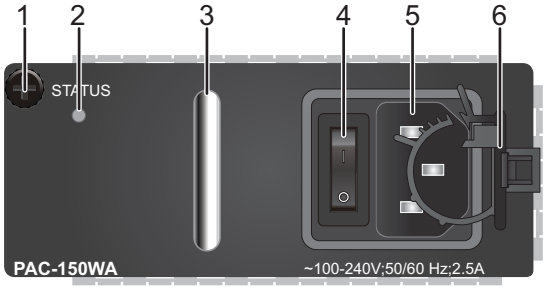

1. Captive screw	2. Indicator	3. Handle	4. Power switch
5. AC power socket	6. AC terminal locking latch	-	-

Table 3-3 describes the indicator on the PAC-150WA panel.

Table 3-3 Indicator description

Indicator	Color	Description
STATUS: power indicator	Green	● Off: The power input is abnormal (for example, no input, overvoltage, or undervoltage) or the power output is abnormal (for example, overvoltage, overcurrent, short-circuit, or overtemperature). ● Steady on: The power module is working normally.

Specifications

Table 3-4 lists technical specifications of the PAC-150WA.

Table 3-4 Technical specifications

Item	PAC-150WA
Dimensions (W x D x H)	100 mm x 205 mm x 40 mm (3.9 in. x 8.1 in. x 1.6 in.)
Weight	1 kg (2.20 lb)
Rated input voltage	100-240 V AC, 50/60 Hz
Maximum input voltage	90-290 V AC, 47-63 Hz
Rated input current	2.5 A
Rated output current	12.5 A
Rated output voltage	12 V

 Copyright © Huawei Technologies Co., Ltd.

Item	PAC-150WA
Rated output power	150 W
Part Number	02130969

3.2 150 W AC Power Module (ES0W2PSA0150)

Version Mapping

Table 3-5 describes the mapping between switch models and the ES0W2PSA0150.

Table 3-5 Version mapping

Switch Model	ES0W2PSA0150
CE5855-48T4S2Q-EI CE5855-24T4S2Q-EI	Supported in V100R005C10 and later version
Other models	Not supported

NOTE

The ES0W2PSA0150 power module can only be used in the CE5855EI.

Appearance

Figure 3-3 shows the appearance of the ES0W2PSA0150 power module.

Figure 3-3 ES0W2PSA0150

Function

Table 3-6 describes the functions of the ES0W2PSA0150.

Table 3-6 Functions of the ES0W2PSA0150

Function		Description
Input protection	Input overvoltage protection and undervoltage protection	In either of the two protection states, the power module stops supplying power. When the input voltage restores to the normal range, the power module automatically resumes power supply.
	Input overcurrent protection	In this protection state, the power module stops supplying power and cannot automatically resume power supply when the input current restores to the normal range.
Output protection	Output overvoltage protection	In this protection state, the power module stops supplying power intermittently. When the output voltage restores to the normal range, the power module automatically resumes power supply.
	Output overcurrent protection	In this protection state, the power module supplies power intermittently. When the output current is limited within a range, the power module automatically resumes power supply.
	Output short-circuit protection	In this protection state, the power module supplies power intermittently. When the short circuit is removed, the power module automatically resumes power supply.
Overtemperature protection		When the temperature of the power module exceeds a specified threshold, the power module stops supplying power. When the temperature falls into the normal range, the power module automatically resumes power supply.
Heat dissipation		Natural heat dissipation
Hot swap		Supported

NOTE

When a power module enters overtemperature protection state, take measures to lower its temperature. The power module can automatically resume power supply when the temperature falls within the normal range.

Panel

Figure 3-4 shows the panel of the ES0W2PSA0150.

 Copyright © Huawei Technologies Co., Ltd.

Figure 3-4 ES0W2PSA0150 panel

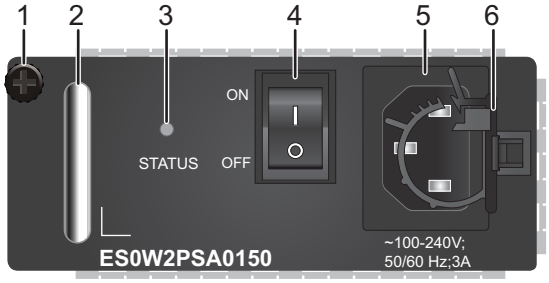

1. Captive screw	2. Handle	3. Indicator	4. Power switch
5. AC power socket	6. AC power cable locking strap	-	-

Table 3-7 describes the indicator on the ES0W2PSA0150 panel.

Table 3-7 Indicator description

Indicator	Color	Description
STATUS: running status indicator	Green	● Off: The power input is abnormal (for example, no input, overvoltage, or undervoltage) or the power output is abnormal (for example, undervoltage or overtemperature). ● Steady on: The power module is working normally. ● Blinking: The power output is abnormal (for example, output overvoltage, overcurrent, or short circuit).

Specifications

Table 3-8 lists technical specifications of the ES0W2PSA0150.

Table 3-8 Technical specifications

Item	Description
Dimensions (W x D x H)	100 mm x 205 mm x 40 mm (3.9 in. x 8.1 in. x 1.6 in.)
Weight	0.8 kg (1.76 lb)
Rated input voltage range	100-240 V AC, 50/60 Hz
Maximum input voltage	90-264 V AC, 47-63 Hz

 Copyright © Huawei Technologies Co., Ltd.

Item	Description
Rated input current	3 A
Rated output current	12.5 A
Rated output voltage	12 V
Rated output power	150 W
Part Number	02310JFA

3.3 350 W AC Power Module

Version Mapping

350 W AC power modules include PAC-350WA-B (B: back-to-front airflow, air exhaust on power module panel) and PAC-350WA-F (F: front-to-back airflow, air intake on power module panel).

Table 3-9 describes the mapping between switch models and 350 W AC power modules.

Table 3-9 Version mapping

Switch Model	PAC-350WA-B	PAC-350WA-F
CE6850-48S4Q-EI	Supported in V100R001C00 version and later versions	Supported in V100R001C00 version and later versions
CE6850-48T4Q-EI	Supported in V100R001C00 version and later versions **NOTE** 600 W AC power modules are recommended for the CE6850-48T4Q-EI of V100R002C00 or a later version.	Supported in V100R001C00 version and later versions **NOTE** 600 W AC power modules are recommended for the CE6850-48T4Q-EI of V100R002C00 or a later version.
Other models	Not supported	Not supported

Appearance

Figure 3-5 shows the appearance of a PAC-350WA-B power module, and Figure 3-6 shows the appearance of a PAC-350WA-F power module.

 Copyright © Huawei Technologies Co., Ltd.

Figure 3-5 PAC-350WA-B

Figure 3-6 PAC-350WA-F

Function

PAC-350WA-B and PAC-350WA-F power modules use different airflow designs but have the same functions. **Table 3-10** describes the functions of a 350 W AC power module.

 Copyright © Huawei Technologies Co., Ltd.

Table 3-10 Functions of a 350 W AC power module

Function		Description
Input protection	Input undervoltage protection	In this protection state, the power module stops supplying power. When the input voltage restores to the normal range, the power module automatically resumes power supply.
	Input overcurrent protection	In this protection state, the power module stops supplying power and cannot automatically resume power supply when the input current restores to the normal range.
Output protection	Output overvoltage protection	In this protection state, the power module supplies power intermittently. When the output voltage restores to the normal range, the power module automatically resumes power supply.
	Output overcurrent protection	In this protection state, the power module supplies power intermittently. When the output current is limited within a range, the power module automatically resumes power supply.
	Output short-circuit protection	In this protection state, the power module supplies power intermittently. When the short circuit is removed, the power module automatically resumes power supply.
Overtemperature protection		When the temperature of the power module exceeds a specified threshold, the power module stops supplying power. When the temperature falls into the normal range, the power module automatically resumes power supply.
Heat dissipation		● PAC-350WA-B: back-to-front airflow ● PAC-350WA-F: front-to-back airflow
Hot swap		Supported

NOTE

When a power module enters overtemperature protection state, take measures to lower its temperature. The power module can automatically resume power supply when the temperature falls within the normal range.

Panel

Figure 3-7 and **Figure 3-8** show the panel of a 350 W AC power module.

 Copyright © Huawei Technologies Co., Ltd.

Figure 3-7 PAC-350WA-B panel

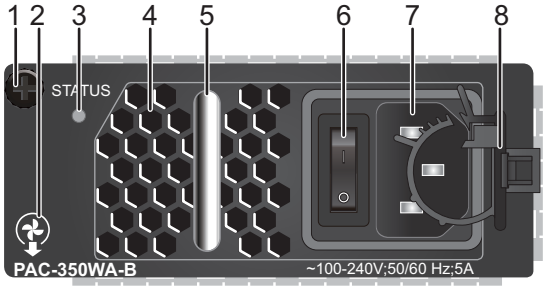

Figure 3-8 PAC-350WA-F panel

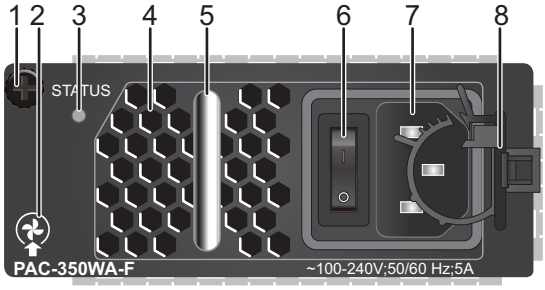

1. Captive screw	2. Airflow flag ● : back-to-front airflow ● : front-to-back airflow	3. Indicator	4. Fan air vent
5. Handle	6. Power switch	7. AC power socket	8. AC terminal locking latch

Table 3-11 describes the indicator on the 350 W AC power module panel.

Table 3-11 Indicator description

Indicator	Color	Description
STATUS: power indicator	Green	● Off: The power input is abnormal (for example, no input, overvoltage, or undervoltage) or the power output is abnormal (for example, overvoltage, overcurrent, short-circuit, or overtemperature). ● Steady on: The power module is working normally.

 Copyright © Huawei Technologies Co., Ltd.

Specifications

Table 3-12 lists technical specifications of 350 W AC power modules.

Table 3-12 Technical specifications

Item	PAC-350WA-B	PAC-350WA-F
Dimensions (width x depth x height)	100 mm x 205 mm x 40 mm (3.9 in. x 8.1 in. x 1.6 in.)	
Weight	0.92 kg (2.03 lb)	
Rated input voltage	100-240 V AC, 50/60 Hz	
Maximum input voltage	90-290 V AC, 47-63 Hz	
Rated input current	5 A	
Rated output current	29.17 A	
Rated output voltage	12 V	
Rated output power	350 W	
Part Number	02130971	02130970

3.4 350 W DC Power Module (PDC-350WA)

Version Mapping

350 W DC power modules include PDC-350WA-B (B: back-to-front airflow, air exhaust on power module panel) and PDC-350WA-F (F: front-to-back airflow, air intake on power module panel).

Table 3-13 describes the mapping between switch models and 350 W DC power modules.

Table 3-13 Version mapping

Switch Model	PDC-350WA-B	PDC-350WA-F
CE5810-24T4S-EI CE5810-48T4S-EI CE5850-48T4S2Q-EI CE6850-48S4Q-EI	Supported in V100R002C00 version and later versions	Supported in V100R002C00 version and later versions

 Copyright © Huawei Technologies Co., Ltd.

Switch Model	PDC-350WA-B	PDC-350WA-F
CE5850-48T4S2Q-HI CE6810-48S4Q-EI	Supported in V100R003C00 version and later versions	Supported in V100R003C00 version and later versions
CE6810-48S4Q-LI CE6810-48S-LI	Supported in V100R003C10 version and later versions	Supported in V100R003C10 version and later versions
CE5855-48T4S2Q-EI CE5855-24T4S2Q-EI CE6810-32T16S4Q-LI CE6810-24S2Q-LI CE6851-48S6Q-HI	Supported in V100R005C10 version and later versions	Supported in V100R005C10 version and later versions
CE6855-48S6Q-HI CE6870-24S6CQ-EI CE6870-48S6CQ-EI	Supported in V200R001C00 version and later versions	Supported in V200R001C00 version and later versions
CE6856-48S6Q-HI CE6860-48S8CQ-EI CE6880-24S4Q2CQ-EI	Supported in V200R002C50 version and later versions	Supported in V200R002C50 version and later versions
CE6865-48S8CQ-EI	Supported in V200R005C00 version and later versions	Supported in V200R005C00 version and later versions
Other models	Not supported	Not supported

 Copyright © Huawei Technologies Co., Ltd.

Appearance

Figure 3-9 shows the appearance of a PDC-350WA-B power module, and Figure 3-10 shows the appearance of a PDC-350WA-F power module.

Figure 3-9 PDC-350WA-B power module

Figure 3-10 PDC-350WA-F power module

Function

PDC-350WA-B and PDC-350WA-F power modules use different airflow designs but have the same functions. Table 3-14 describes the functions of a 350 W DC power module.

 Copyright © Huawei Technologies Co., Ltd.

Table 3-14 Functions of a 350 W DC power module

Function		Description
Input protection	Input undervoltage protection	In this protection state, the power module stops supplying power. When the input voltage restores to the normal range, the power module automatically resumes power supply.
	Input overcurrent protection	In this protection state, the power module stops supplying power and cannot automatically resume power supply when the input current restores to the normal range.
Output protection	Output overvoltage protection	In this protection state, the power module supplies power intermittently. When the output voltage restores to the normal range, the power module automatically resumes power supply.
	Output overcurrent protection	In this protection state, the power module supplies power intermittently. When the output current is limited within a range, the power module automatically resumes power supply.
	Output short-circuit protection	In this protection state, the power module supplies power intermittently. When the short circuit is removed, the power module automatically resumes power supply.
Overtemperature protection		When the temperature of the power module exceeds a specified threshold, the power module stops supplying power. When the temperature falls into the normal range, the power module automatically resumes power supply.
Heat dissipation		● PDC-350WA-B: back-to-front airflow ● PDC-350WA-F: front-to-back airflow
Hot swap		Supported

NOTE

When a power module enters overtemperature protection state, take measures to lower its temperature. The power module can automatically resume power supply when the temperature falls within the normal range.

Panel

Figure 3-11 and **Figure 3-12** show the panel of a 350 W DC power module.

 Copyright © Huawei Technologies Co., Ltd.

Figure 3-11 Panel of a PDC-350WA-B DC power module

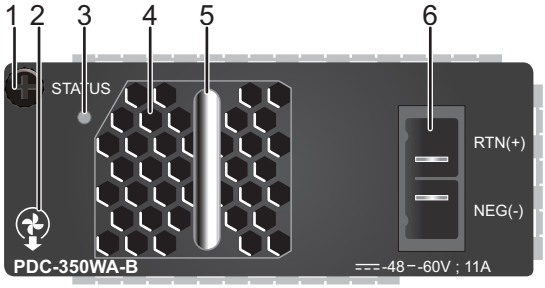

Figure 3-12 Panel of a PDC-350WA-F DC power module

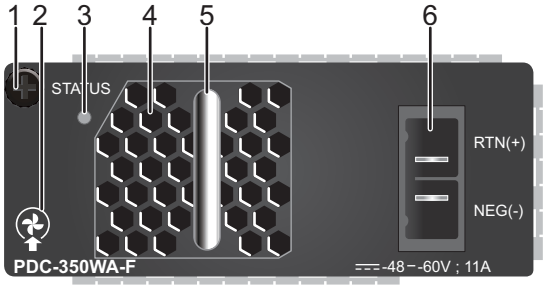

1. Captive screw	2. Airflow flag ● : back-to-front airflow ● : front-to-back airflow	3. Indicator	4. Fan air vent
5. Handle	6. DC power socket	-	-

Table 3-15 describes the indicator on the 350 W DC power module panel.

Table 3-15 Indicator description

Indicator	Color	Description
STATUS: power indicator	Green	● Off: The input power is abnormal (no DC input power, DC input overvoltage, or DC input undervoltage) or the output power is abnormal (output overvoltage, overcurrent, short-circuit, or overtemperature). ● Steady on: The power module is working properly.

 Copyright © Huawei Technologies Co., Ltd.

Specifications

Table 3-16 lists technical specifications of 350 W DC power modules.

Table 3-16 Technical specifications

Item	PDC-350WA-B	PDC-350WA-F
Dimensions (W x D x H)	100 mm x 205 mm x 40 mm (3.9 in. x 8.1 in. x 1.6 in.)	
Weight	0.72 kg (1.59 lb)	
Rated input voltage	-48 V DC to -60 V DC	
Maximum input voltage	-38.4 V DC to -72 V DC	
Rated input current	11 A	
Rated output current	29.17 A	
Rated output voltage	12 V	
Rated output power	350 W	
Part Number	02310PQN	02310PQP

3.5 350 W DC Power Module (PDC350S12)

Version Mapping

350 W DC Power Modules are classified into two types depending on the airflow designs: PDC350S12-CB (back-to-front airflow, air exhaust on power module panel) and PDC350S12-CF (F: front-to-back airflow, air intake on power module panel).

Table 3-17 describes the mapping between switch models and 350 W DC Power Modules.

Table 3-17 Version mapping

Switch Model	PDC350S12-CB	PDC350S12-CF
CE6857-48S6CQ-EI	Supported in V200R005C10 and later versions	Supported in V200R005C10 and later versions
Other models	Not supported	Not supported

 Copyright © Huawei Technologies Co., Ltd.

Appearance

Figure 3-13 shows the appearance of a PDC350S12-CB power module, and **Figure 3-14** shows the appearance of a PDC350S12-CF power module.

Figure 3-13 PDC350S12-CB power module

Figure 3-14 PDC350S12-CF power module

Function

PDC350S12-CB and PDC350S12-CF power modules use different airflow designs but have the same functions. **Table 3-18** describes the functions of them.

Table 3-18 Functions of 350 W DC Power Modules

Function		Description
Input protection	Input overvoltage protection and undervoltage protection	In either of the two protection states, the power module stops supplying power. When the input voltage restores to the normal range, the power module automatically resumes power supply.
	Input overcurrent protection	In this protection state, the power module stops supplying power and cannot automatically resume power supply when the input current restores to the normal range.

 Copyright © Huawei Technologies Co., Ltd.

Function		Description
Output protection	Output overvoltage protection	In this protection state, the power module stops supplying power intermittently. When the system recovers from output overvoltage, the power module automatically resumes power supply.
	Output overcurrent protection	In this protection state, the power module supplies power intermittently. When the output current is limited within a range, the power module automatically resumes power supply.
	Output short-circuit protection	In this protection state, the power module supplies power intermittently. When the short circuit is removed, the power module automatically resumes power supply.
Overtemperature protection		When the temperature of the power module exceeds a specified threshold, the power module stops supplying power. When the temperature falls into the normal range, the power module automatically resumes power supply.
Heat dissipation		● PDC350S12-CB: back-to-front airflow ● PDC350S12-CF: front-to-back airflow
Hot swap		Supported

NOTE

When a power module enters overtemperature protection state, take measures to lower the ambient temperature. The power module can automatically resume power supply when the temperature falls within the normal range.

Panel

Figure 3-15 and **Figure 3-16** show the panels of 350 W DC power modules.

Figure 3-15 PDC350S12-CB panel

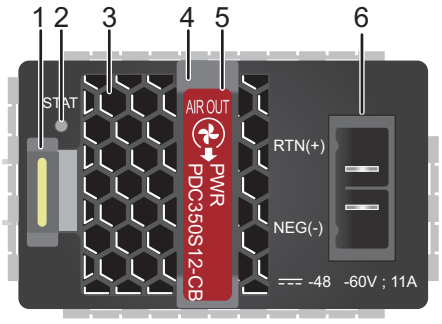

Figure 3-16 PDC350S12-CF panel

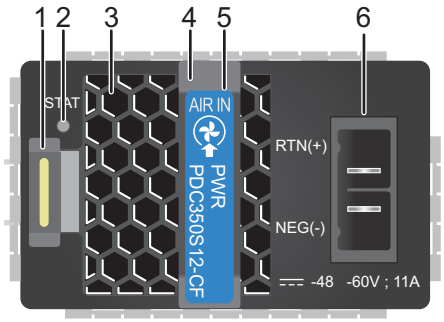

1. Lock	2. Indicator	3. Fan air vent	4. Handle **NOTE** Each 350 W DC power module is delivered with a velcro strap on the handle. This velcro strap is used to bundle the power cable to the handle.
5. Airflow flag ● : back-to-front airflow ● : front-to-back airflow	6. Power socket	-	-

Table 3-19 describes the indicator on the 350 W DC power module panel.

Table 3-19 Indicator description

Indicator	Color	Description
STAT: power indicator	Green	● Off: The input power is abnormal (no DC input power, DC input overvoltage, or DC input undervoltage) or the output power is abnormal (output overvoltage, overcurrent, short-circuit, or overtemperature). ● Steady on: The power module is working properly.

Specifications

Table 3-20 lists technical specifications of 350 W DC power modules.

Table 3-20 Technical specifications

Item	PDC350S12-CB	PDC350S12-CF
Dimensions (W x D x H)	99.0 mm x 215.0 mm x 39.8 mm (3.5 in. x 8.5 in. x 1.6 in.)	
Weight	0.9 kg (1.98 lb)	
Rated input voltage	-48 V DC to -60 V DC	
Maximum input voltage	—38.4 V DC to —72 V DC	
Rated input current	11 A	
Rated output current	29.17 A	
Rated output voltage	12 V	
Rated output power	350 W	
Part Number	02312GCH	02312EKC

3.6 600 W AC Power Module (PAC-600WA)

Version Mapping

600 W AC power modules include PAC-600WA-B (B: back-to-front airflow, air exhaust on power module panel) and PAC-600WA-F (F: front-to-back airflow, air intake on power module panel).

Table 3-21 describes the mapping between switch models and 600 W AC power modules.

 Copyright © Huawei Technologies Co., Ltd.

Table 3-21 Version mapping

Switch Model	PAC-600WA-B	PAC-600WA-F
CE6850-48T4Q-EI	Supported in V100R002C00 version and later versions	Supported in V100R002C00 version and later versions
CE6810-48S4Q-EI CE7850-32Q-EI	Supported in V100R003C00 version and later versions	Supported in V100R003C00 version and later versions
CE6810-48S4Q-LI CE6810-48S-LI	Supported in V100R003C10 version and later versions	Supported in V100R003C10 version and later versions
CE6810-32T16S4Q-LI CE6810-24S2Q-LI CE6851-48S6Q-HI	Supported in V100R005C10 version and later versions	Supported in V100R005C10 version and later versions
CE6855-48S6Q-HI CE6870-24S6CQ-EI CE6870-48S6CQ-EI CE7855-32Q-EI	Supported in V200R001C00 version and later versions	Supported in V200R001C00 version and later versions
CE6856-48S6Q-HI CE6860-48S8CQ-EI CE6880-24S4Q2CQ-EI CE6870-48T6CQ-EI CE8850-32CQ-EI	Supported in V200R002C50 version and later versions	Supported in V200R002C50 version and later versions
CE6865-48S8CQ-EI	Supported in V200R005C00 version and later versions	Supported in V200R005C00 version and later versions

 Copyright © Huawei Technologies Co., Ltd.

Switch Model	PAC-600WA-B	PAC-600WA-F
CE5880-48T4Q2CQ-EI	Supported in V200R005C10 version and later versions	Supported in V200R005C10 version and later versions
Other models	Not supported	Not supported

Appearance

Figure 3-17 shows the appearance of a PAC-600WA-B power module, and Figure 3-18 shows the appearance of a PAC-600WA-F power module.

Figure 3-17 PAC-600WA-B power module

Figure 3-18 PAC-600WA-F power module

Function

PAC-600WA-B and PAC-600WA-F power modules use different airflow designs but have the same functions. Table 3-22 describes the functions of a 600 W AC power module.

 Copyright © Huawei Technologies Co., Ltd.

Table 3-22 Functions of a 600 W AC power module

Function		Description
Input protection	Input undervoltage protection	In this protection state, the power module stops supplying power. When the input voltage restores to the normal range, the power module automatically resumes power supply.
	Input overcurrent protection	In this protection state, the power module stops supplying power and cannot automatically resume power supply when the input current restores to the normal range.
Output protection	Output overvoltage protection	In this protection state, the power module supplies power intermittently. When the output voltage restores to the normal range, the power module automatically resumes power supply.
	Output overcurrent protection	In this protection state, the power module supplies power intermittently. When the output current is limited within a range, the power module automatically resumes power supply.
	Output short-circuit protection	In this protection state, the power module supplies power intermittently. When the short circuit is removed, the power module automatically resumes power supply.
Overtemperature protection		When the temperature of the power module exceeds a specified threshold, the power module stops supplying power. When the temperature falls into the normal range, the power module automatically resumes power supply.
Heat dissipation		● PAC-600WA-B: back-to-front airflow ● PAC-600WA-F: front-to-back airflow
Hot swap		Supported

NOTE

When a power module enters overtemperature protection state, take measures to lower the temperature of the power module. The power module can automatically resume power supply when the temperature falls within the normal range.

Panel

Figure 3-19 and **Figure 3-20** show the panels of 600 W AC power modules.

 Copyright © Huawei Technologies Co., Ltd.

Figure 3-19 PAC-600WA-B panel

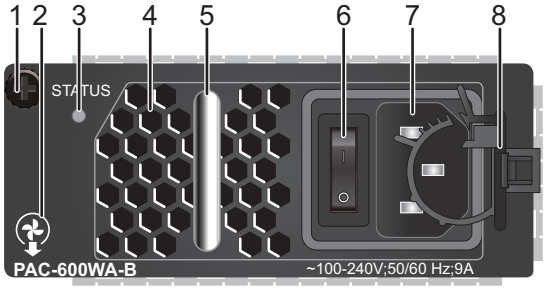

Figure 3-20 PAC-600WA-F panel

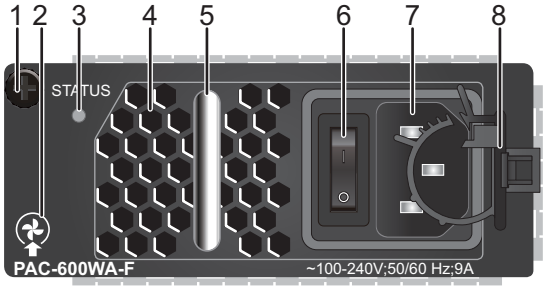

1. Captive screw	2. Ventilation channel flag ● : back-to-front airflow ● : front-to-back airflow	3. Indicator	4. Fan air vent
5. Handle	6. Power switch	7. AC power socket	8. AC terminal locking latch

Table 3-23 describes the indicator on the 600 W AC power module panel.

Table 3-23 Indicator description

Indicator	Color	Description
STATUS: power indicator	Green	● Off: The input power is abnormal (no AC input power, AC input overvoltage, or AC input undervoltage) or the output power is abnormal (output overvoltage, overcurrent, short-circuit, or overtemperature). ● Steady on: The power module is working properly.

 Copyright © Huawei Technologies Co., Ltd.

Specifications

Table 3-24 lists technical specifications of 600 W AC power modules.

Table 3-24 Technical specifications of 600 W AC power modules

Item	PAC-600WA-B	PAC-600WA-F
Dimensions (W x D x H)	100 mm x 205 mm x 40 mm (3.9 in. x 8.1 in. x 1.6 in.)	
Weight	1 kg (2.20 lb)	
Rated input voltage	100 V AC-240 V AC, 50/60 Hz	
Maximum input voltage	90 V AC-290 V AC, 47 Hz-63 Hz	
Rated input current	9 A	
Rated output current	50 A	
Rated output voltage	12 V	
Rated output power	600 W	
Part Number	02310PMH	02310PMJ

3.7 600 W AC Power Module(PAC600S12)

Version Mapping

600 W AC power modules include PAC600S12-B (B: back-to-front airflow, air exhaust on power module panel) and PAC600S12-F (F: front-to-back airflow, air intake on power module panel).

Table 3-25 describes the mapping between switch models and 600 W AC power modules.

Table 3-25 Version mapping

Switch Model	PAC600S12-B	PAC600S12-F
CE6857-48S6CQ-EI	Supported in V200R005C10 version and later versions	Supported in V200R005C10 version and later versions
Other models	Not supported	Not supported

 Copyright © Huawei Technologies Co., Ltd.

Appearance

Figure 3-21 shows the appearance of a PAC600S12-B power module, and **Figure 3-22** shows the appearance of a PAC600S12-F power module.

Figure 3-21 PAC600S12-B power module

Figure 3-22 PAC600S12-F power module

Function

PAC600S12-B and PAC600S12-F power modules use different airflow designs but have the same functions. **Table 3-26** describes the functions of a 600 W AC power module.

 Copyright © Huawei Technologies Co., Ltd.

Table 3-26 Functions of a 600 W AC power module

Function		Description
Input protection	Input undervoltage protection	In this protection state, the power module stops supplying power. When the input voltage restores to the normal range, the power module automatically resumes power supply.
	Input overcurrent protection	In this protection state, the power module stops supplying power and cannot automatically resume power supply when the input current restores to the normal range.
Output protection	Output overvoltage protection	In this protection state, the power module supplies power intermittently. When the output voltage restores to the normal range, the power module automatically resumes power supply.
	Output overcurrent protection	In this protection state, the power module supplies power intermittently. When the output current is limited within a range, the power module automatically resumes power supply.
	Output short-circuit protection	In this protection state, the power module supplies power intermittently. When the short circuit is removed, the power module automatically resumes power supply.
Overtemperature protection		When the temperature of the power module exceeds a specified threshold, the power module stops supplying power. When the temperature falls into the normal range, the power module automatically resumes power supply.
Heat dissipation		● PAC600S12-B: back-to-front airflow ● PAC600S12-F: front-to-back airflow
Hot swap		Supported

NOTE

When a power module enters overtemperature protection state, take measures to lower the temperature of the power module. The power module can automatically resume power supply when the temperature falls within the normal range.

Panel

Figure 3-23 and **Figure 3-24** show the panels of 600 W AC power modules.

 Copyright © Huawei Technologies Co., Ltd.

Figure 3-23 PAC600S12-B panel

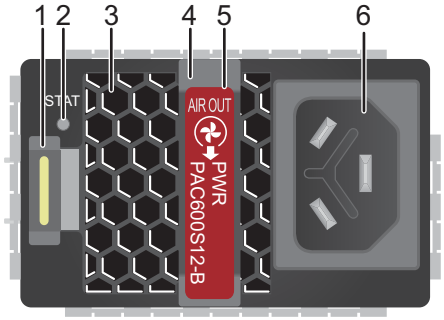

Figure 3-24 PAC600S12-F panel

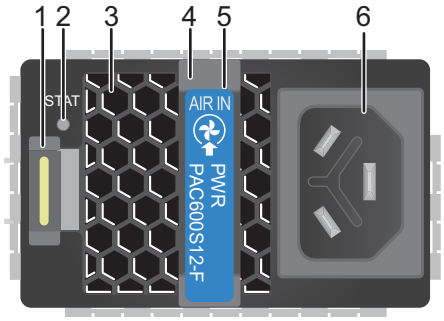

1. Lock	2. Indicator	3. Fan air vent	4. Handle **NOTE** Each 600 W AC power module is delivered with a velcro strap on the handle. This velcro strap is used to bundle the power cable to the handle.
5. Airflow flag ● : back-to-front airflow ● : front-to-back airflow	6. Power socket	-	-

Table 3-27 describes the indicator on the 600 W AC power module panel.

Table 3-27 Indicator description

Indicator	Color	Description
STATUS: power indicator	Green	● Off: The input power is abnormal (no AC input power, AC input overvoltage, or AC input undervoltage) or the output power is abnormal (output overvoltage, overcurrent, short-circuit, or overtemperature). ● Steady on: The power module is working properly.

Specifications

Table 3-28 lists technical specifications of 600 W AC power modules.

Table 3-28 Technical specifications of 600 W AC power modules

Item	PAC600S12-B	PAC600S12-F
Dimensions (W x D x H)	90 mm x 215 mm x 39.8 mm (3.5 in. x 8.5 in. x 1.6 in.)	
Weight	0.9 kg (1.98 lb)	
Rated input voltage	100 V AC-240 V AC, 50/60 Hz	
Maximum input voltage	90 V AC-290 V AC, 47 Hz-63 Hz	
Rated input current	9 A	
Rated output current	50 A	
Rated output voltage	12 V	
Rated output power	600 W	
Part Number	02312DUP	02312EJQ

3.8 600 W AC&240 V DC Power Module

Version Mapping

600 W AC&240 V DC power modules can receive AC inputs or 240 V high-voltage inputs. They are classified into two types depending on the airflow designs: PAC-600WB-B (back-to-front airflow, air exhaust on power module panel) and PAC-600WB-F (F: front-to-back airflow, air intake on power module panel).

Table 3-29 describes the mapping between switch models and 600 W AC&240 V DC power modules.

 Copyright © Huawei Technologies Co., Ltd.

Table 3-29 Version mapping

Switch Model	PAC-600WB-B	PAC-600WB-F
CE6850-48S6Q-HI	Supported in V100R005C00 and later versions	Supported in V100R005C00 and later versions
CE6850U-48S6Q-HI CE6850-48T6Q-HI CE6850U-24S2Q-HI	Supported in V100R005C10 and later versions	Supported in V100R005C10 and later versions
CE6855-48T6Q-HI	Supported in V200R001C00 and later versions	Supported in V200R001C00 and later versions
CE6856-48T6Q-HI	Supported in V200R002C50 and later versions	Supported in V200R002C50 and later versions
CE6875-48S4CQ-EI	Supported in V200R003C00 and later versions	Supported in V200R003C00 and later versions

Appearance

Figure 3-25 shows the appearance of a PAC-600WB-B power module, and **Figure 3-26** shows the appearance of a PAC-600WB-F power module.

Figure 3-25 PAC-600WB-B power module

Copyright © Huawei Technologies Co., Ltd.

Figure 3-26 PAC-600WB-F power module

Function

PAC-600WB-B and PAC-600WB-F power modules use different airflow designs but have the same functions. **Table 3-30** describes the functions of them.

Table 3-30 Functions of a 600 W AC&240 V DC power module

Function		Description
Input protection	Input overvoltage protection and undervoltage protection	In either of the two protection states, the power module stops supplying power. When the input voltage restores to the normal range, the power module automatically resumes power supply.
	Input overcurrent protection	In this protection state, the power module stops supplying power and cannot automatically resume power supply when the input current restores to the normal range.
Output protection	Output overvoltage protection	In this protection state, the power module stops supplying power intermittently. When the system recovers from output overvoltage, the power module automatically resumes power supply.
	Output overcurrent protection	In this protection state, the power module supplies power intermittently. When the output current is limited within a range, the power module automatically resumes power supply.
	Output short-circuit protection	In this protection state, the power module supplies power intermittently. When the short circuit is removed, the power module automatically resumes power supply.

 Copyright © Huawei Technologies Co., Ltd.

Function	Description
Overtemperature protection	When the temperature of the power module exceeds a specified threshold, the power module stops supplying power. When the temperature falls into the normal range, the power module automatically resumes power supply.
Heat dissipation	● PAC-600WB-B: back-to-front airflow ● PAC-600WB-F: front-to-back airflow
Hot swap	Supported

NOTE

When a power module enters overtemperature protection state, take measures to lower the ambient temperature. The power module can automatically resume power supply when the temperature falls within the normal range.

Panel

Figure 3-27 and Figure 3-28 show the panels of 600 W AC&240 V DC power modules.

Figure 3-27 PAC-600WB-B panel

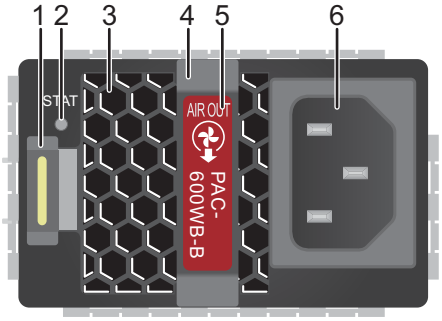

Figure 3-28 PAC-600WB-F panel

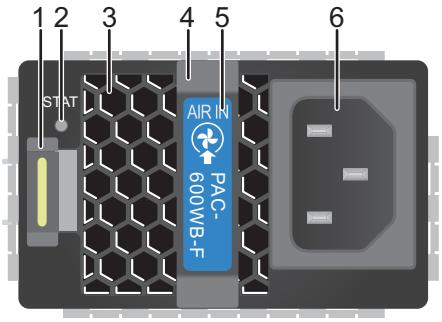

1. Lock	2. Indicator	3. Fan air vent	4. Handle **NOTE** Each 600 W AC&240 V DC power module is delivered with a velcro strap on the handle. This velcro strap is used to bundle the power cable to the handle.
5. Airflow flag ● : back-to-front airflow ● : front-to-back airflow	6. Power socket	-	-

Table 3-31 describes the indicator on a 600 W AC&240 V DC power module.

Copyright © Huawei Technologies Co., Ltd.

Table 3-31 Indicator description

Indicator	Color	Description
STAT: running status indicator	-	Off: The power module receives no power input.
	Green	● Steady on: The power module is working normally. ● Blinking: The power module is in loading or standby state, or the power cable has been connected but the power module is not installed in the switch.
	Red	Steady on: ● Fans of the power module fail. ● The power module is in overtemperature protection state. ● The power input is abnormal (input undervoltage or input overvoltage). ● The power output is abnormal (output overcurrent, output short-circuit, or output overvoltage).

Specifications

Table 3-32 lists technical specifications of 600 W AC&240 V DC power modules.

Table 3-32 Technical specifications

Item	PAC-600WB-B	PAC-600WB-F
Dimensions (W x D x H)	66.0 mm x 340.0 mm x 39.6 mm (2.6 in. x 13.4 in. x 1.6 in.)	
Weight	1.5 kg (3.31 lb)	
Rated AC input voltage range	100-240 V AC, 50/60 Hz	
Maximum AC input voltage range	90-290 V AC, 47-63 Hz	
Rated voltage range of 240 V high-voltage DC power input	240 V DC	
Maximum voltage range of 240 V high-voltage DC power input	188-290 V DC	
Rated input current	● 8 A (100 V AC to 240 V AC) ● 4 A (240 V DC)	
Rated output current	50 A	

 Copyright © Huawei Technologies Co., Ltd.

Item	PAC-600WB-B	PAC-600WB-F
Rated output voltage	12 V	
Rated output power	600 W	
Part Number	02310YQN	02310YQP

3.9 600 W High-Voltage DC Power Module

Version Mapping

600 W high-voltage DC power modules are classified into two types depending on the airflow designs: PHD-600WA-B (back-to-front airflow, air exhaust on power module panel) and PHD-600WA-F (F: front-to-back airflow, air intake on power module panel).

Table 3-33 describes the mapping between switch models and 600 W high-voltage DC power modules.

Table 3-33 Version mapping

Switch Model	PHD-600WA-B	PHD-600WA-F
CE6850-48S6Q-HI	Supported in V100R005C00 and later versions	Supported in V100R005C00 and later versions
CE6850U-48S6Q-HI CE6850-48T6Q-HI CE6850U-24S2Q-HI	Supported in V100R005C10 and later versions	Supported in V100R005C10 and later versions
CE6855-48T6Q-HI	Supported in V200R001C00 and later versions	Supported in V200R001C00 and later versions
CE6856-48T6Q-HI	Supported in V200R002C50 and later versions	Supported in V200R002C50 and later versions
CE6875-48S4CQ-EI	Supported in V200R003C00 and later versions	Supported in V200R003C00 and later versions

Appearance

Figure 3-29 shows the appearance of a PHD-600WA-B power module, and Figure 3-30 shows the appearance of a PHD-600WA-F power module.

 Copyright © Huawei Technologies Co., Ltd.

Figure 3-29 PHD-600WA-B power module

Figure 3-30 PHD-600WA-F power module

Function

PHD-600WA-B and PHD-600WA-F power modules use different airflow designs but have the same functions. **Table 3-34** describes the functions of them.

Table 3-34 Functions of 600 W high-voltage DC power modules

Function		Description
Input protection	Input overvoltage protection and undervoltage protection	In either of the two protection states, the power module stops supplying power. When the input voltage restores to the normal range, the power module automatically resumes power supply.

 Copyright © Huawei Technologies Co., Ltd.

Function		Description
	Input overcurrent protection	In this protection state, the power module stops supplying power and cannot automatically resume power supply when the input current restores to the normal range.
Output protection	Output overvoltage protection	In this protection state, the power module stops supplying power intermittently. When the system recovers from output overvoltage, the power module automatically resumes power supply.
	Output overcurrent protection	In this protection state, the power module supplies power intermittently. When the output current is limited within a range, the power module automatically resumes power supply.
	Output short-circuit protection	In this protection state, the power module supplies power intermittently. When the short circuit is removed, the power module automatically resumes power supply.
Overtemperature protection		When the temperature of the power module exceeds a specified threshold, the power module stops supplying power. When the temperature falls into the normal range, the power module automatically resumes power supply.
Heat dissipation		● PHD-600WA-B: back-to-front airflow ● PHD-600WA-F: front-to-back airflow
Hot swap		Supported

NOTE

When a power module enters overtemperature protection state, take measures to lower the ambient temperature. The power module can automatically resume power supply when the temperature falls within the normal range.

Panel

Figure 3-31 and **Figure 3-32** show the panels of 600 W high-voltage DC power modules.

Figure 3-31 PHD-600WA-B panel

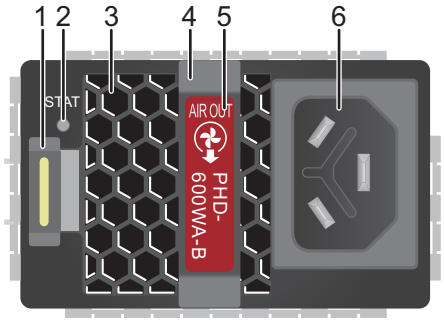

Figure 3-32 PHD-600WA-F panel

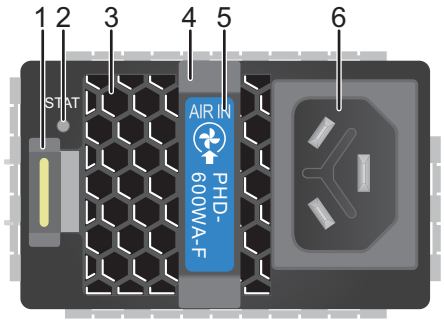

1. Lock	2. Indicator	3. Fan air vent	4. Handle **NOTE** Each 600 W high-voltage DC power module is delivered with a velcro strap on the handle. This velcro strap is used to bundle the power cable to the handle.
5. Airflow flag ● : back-to-front airflow ● : front-to-back airflow	6. Power socket	-	-

Table 3-35 describes the indicator on a 600 W high-voltage DC power module panel.

Table 3-35 Indicator description

Indicator	Color	Description
STAT: running status indicator	-	Off: The power module receives no power input.
	Green	● Steady on: The power module is working normally. ● Blinking: The power module is in loading or standby state, or the power cable has been connected but the power module is not installed in the switch.
	Red	Steady on: ● Fans of the power module fail. ● The power module is in overtemperature protection state. ● The power input is abnormal (input undervoltage or input overvoltage). ● The power output is abnormal (output overcurrent, output short-circuit, or output overvoltage).

Specifications

Table 3-36 lists technical specifications of 600 W high-voltage DC power modules.

NOTE

The PHD-600WA series are no longer sold since August 10, 2018.

Table 3-36 Technical specifications

Item	PHD-600WA-B	PHD-600WA-F
Dimensions (W x D x H)	66.0 mm x 340.0 mm x 39.6 mm (2.6 in. x 13.4 in. x 1.6 in.)	
Weight	1.5 kg (3.31 lb)	
Rated voltage range of 380 V high-voltage DC power input	240 V DC to 380 V DC	
Maximum voltage range of 380 V high-voltage DC power input	188 V DC to 400 V DC	
Rated input current	4 A	
Rated output current	50 A	
Rated output voltage	12 V	
Rated output power	600 W	

 Copyright © Huawei Technologies Co., Ltd.

Item	PHD-600WA-B	PHD-600WA-F
Part Number	02310YQQ	02310YQR

3.10 1200 W AC&240 V DC Power Module

Version Mapping

1200 W AC&240 V DC power modules can receive AC inputs or 240 V high-voltage inputs. They are classified into two types depending on the airflow designs: PAC-1K2WA-B (B: back-to-front airflow, air exhaust on power module panel) and PAC-1K2WA-F (F: front-to-back airflow, air intake on power module panel).

Table 3-37 describes the mapping between switch models and 1200 W AC&240 V DC power modules.

Table 3-37 Version mapping

Switch Model	PAC-1K2WA-B	PAC-1K2WA-F
CE8860-4C-EI	Supported in V100R006C00 and later versions	Supported in V100R006C00 and later versions
CE8850-64CQ-EI	Supported in V200R005C00 and later versions	Supported in V200R005C00 and later versions
CE8861-4C-EI CE8868-4C-EI	Supported in V200R005C10 and later versions	Supported in V200R005C10 and later versions
Other models	Not supported	Not supported

Appearance

Figure 3-33 shows the appearance of a PAC-1K2WA-B power module, and **Figure 3-34** shows the appearance of a PAC-1K2WA-F power module.

 Copyright © Huawei Technologies Co., Ltd.

Figure 3-33 PAC-1K2WA-B power module

Figure 3-34 PAC-1K2WA-F power module

Function

PAC-1K2WA-B and PAC-1K2WA-F use different airflow designs but have the same functions. **Table 3-38** describes the functions of them.

Table 3-38 Functions of a 1200 W AC&240 V DC power module

Function		Description
Input protection	Input overvoltage protection and undervoltage protection	In either of the two protection states, the power module stops supplying power. When the input voltage restores to the normal range, the power module automatically resumes power supply.

 Copyright © Huawei Technologies Co., Ltd.

Function		Description
	Input overcurrent protection	In this protection state, the power module stops supplying power and cannot automatically resume power supply when the input current restores to the normal range.
Output protection	Output overvoltage protection	In this protection state, the power adapter stops supplying power intermittently. When the output voltage restores to the normal range, the power adapter automatically resumes power supply.
	Output overcurrent protection	In this protection state, the power module supplies power intermittently. When the output current is limited within a range, the power module automatically resumes power supply.
	Output short-circuit protection	In this protection state, the power module supplies power intermittently. When the short circuit is removed, the power module automatically resumes power supply.
Overtemperature protection		When the temperature of the power module exceeds a specified threshold, the power module stops supplying power. When the temperature falls into the normal range, the power module automatically resumes power supply.
Heat dissipation		● PAC-1K2WA-B: back-to-front airflow ● PAC-1K2WA-F: front-to-back airflow
Hot swap		Supported

NOTE

When a power module enters overtemperature protection state, take measures to lower its temperature. The power module can automatically resume power supply when the temperature falls within the normal range.

Panel

Figure 3-35 and Figure 3-36 show the panels of 1200 W AC&240 V DC power modules.

Figure 3-35 PAC-1K2WA-B panel

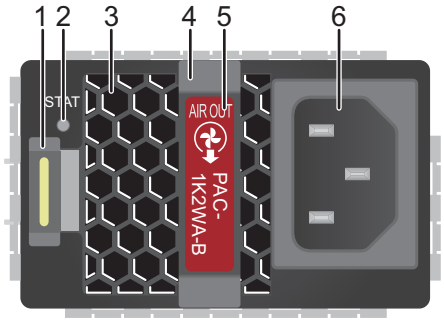

Figure 3-36 PAC-1K2WA-F panel

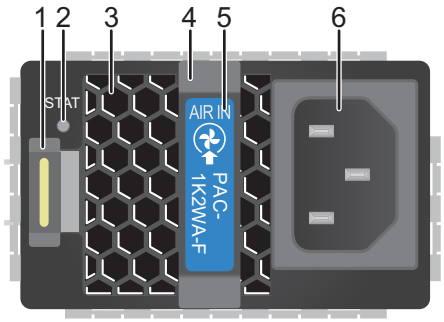

1. Lock	2. Indicator	3. Fan air vent	4. Handle **NOTE** Each 1200 W AC&240 V DC power module is delivered with a velcro strap on the handle. This velcro strap is used to bundle the power cable to the handle.
5. Airflow flag ● : back-to-front airflow ● : front-to-back airflow	6. Power socket	-	-

Table 3-39 describes the indicator on a 1200 W AC&240 V DC power module.

Table 3-39 Indicator description

Indicator	Color	Description
STAT: power indicator	-	Off: The power module receives no power input.
	Green	● Steady on: The power module is working normally. ● Blinking: The power module is in loading or standby state, or the power cable has been connected but the power module is not installed in the switch.
	Red	Steady on: ● Fans of the power module fail. ● The power module is in overtemperature protection state. ● The power input is abnormal (input undervoltage or input overvoltage). ● The power output is abnormal (output overcurrent, output short-circuit, or output overvoltage).

Specifications

Table 3-40 lists technical specifications of 1200 W AC&240 V DC power modules.

Table 3-40 Technical specifications

Item	PAC-1K2WA-B	PAC-1K2WA-F
Dimensions (W x D x H)	66.0 mm x 340.0 mm x 39.6 mm	
Weight	1.5 kg	
Rated AC input voltage range	100-130 V AC, 50/60 Hz and 200-240 V AC, 50/60 Hz	
Maximum AC input voltage range	90-290 V AC, 47-63 Hz	
Rated voltage range of 240 V high-voltage DC power input:	240 V DC	
Maximum voltage range of 240 V high-voltage DC power input:	188-290 V DC	
Rated input current	● 10 A (100-130 V AC) ● 8 A (200-240 V AC) ● 8 A (240 V DC)	

 Copyright © Huawei Technologies Co., Ltd.

Item	PAC-1K2WA-B	PAC-1K2WA-F
Rated output current	● 67 A (100-130 V AC) ● 100 A (200-240 V AC) ● 100 A (240 V DC)	
Rated output voltage	12 V	
Rated output power	● 800 W (100-130V AC) ● 1200 W (200-240V AC) ● 1200 W (240 V DC)	
Part number	02311GLM	02311GLL

3.11 1200 W High-voltage DC Power Module

Version Mapping

1200 W high-voltage DC power modules are classified into two types depending on the airflow designs: PHD-1K2WA-B (back-to-front airflow, air exhaust on power module panel) and PHD-1K2WA-F (F: front-to-back airflow, air intake on power module panel).

Table 3-41 describes the mapping between switch models and 1200 W high-voltage DC power modules.

Table 3-41 Version mapping

Switch Model	PHD-1K2WA-B	PHD-1K2WA-F
CE8860-4C-EI	Supported in V100R006C00 and later versions	Supported in V100R006C00 and later versions
CE8850-64CQ-EI	Supported in V200R005C00 and later versions	Supported in V200R005C00 and later versions
CE6850-48S6Q-HI CE6850U-48S6Q-HI CE6850-48T6Q-HI CE6850U-24S2Q-HI CE6855-48T6Q-HI CE6856-48T6Q-HI CE6875-48S4CQ-EI	Supported in V200R005C00 and later versions	Supported in V200R005C00 and later versions
CE8861-4C-EI CE8868-4C-EI	Supported in V200R005C10 and later versions	Supported in V200R005C10 and later versions
Other models	Not supported	Not supported

 Copyright © Huawei Technologies Co., Ltd.

Appearance

Figure 3-37 shows the appearance of a PHD-1K2WA-B power module, and Figure 3-38 shows the appearance of a PHD-1K2WA-F power module.

Figure 3-37 PHD-1K2WA-B power module

Figure 3-38 PHD-1K2WA-F power module

Function

PHD-1K2WA-B and PHD-1K2WA-F use different airflow designs but have the same functions. Table 3-42 describes the functions of them.

 Copyright © Huawei Technologies Co., Ltd.

Table 3-42 Functions of 1200 W high-voltage DC power modules

Function		Description
Input protection	Input overvoltage protection and undervoltage protection	In either of the two protection states, the power module stops supplying power. When the input voltage restores to the normal range, the power module automatically resumes power supply.
	Input overcurrent protection	In this protection state, the power module stops supplying power and cannot automatically resume power supply when the input current restores to the normal range.
Output protection	Output overvoltage protection	In this protection state, the power adapter stops supplying power intermittently. When the output voltage restores to the normal range, the power adapter automatically resumes power supply.
	Output overcurrent protection	In this protection state, the power module supplies power intermittently. When the output current is limited within a range, the power module automatically resumes power supply.
	Output short-circuit protection	In this protection state, the power module supplies power intermittently. When the short circuit is removed, the power module automatically resumes power supply.
Overtemperature protection		When the temperature of the power module exceeds a specified threshold, the power module stops supplying power. When the temperature falls into the normal range, the power module automatically resumes power supply.
Heat dissipation		● PHD-1K2WA-B: back-to-front airflow ● PHD-1K2WA-F: front-to-back airflow
Hot swap		Supported

NOTE

When a power module enters overtemperature protection state, take measures to lower its temperature. The power module can automatically resume power supply when the temperature falls within the normal range.

Panel

Figure 3-39 and **Figure 3-40** show the panels of 1200 W high-voltage DC power modules.

 Copyright © Huawei Technologies Co., Ltd.

Figure 3-39 PHD-1K2WA-B panel

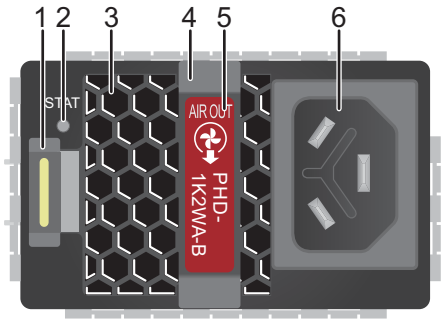

Figure 3-40 PHD-1K2WA-F panel

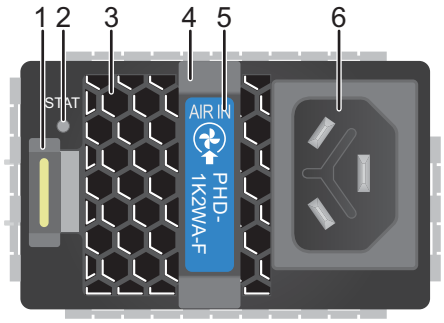

1. Lock	2. Indicator	3. Fan air vent	4. Handle **NOTE** Each 1200 W high-voltage power module is delivered with a velcro strap on the handle. This velcro strap is used to bundle the power cable to the handle.
5. Airflow flag ● : back-to-front airflow ● : front-to-back airflow	6. Power socket	-	-

Table 3-43 describes the indicator on a 1200 W high-voltage DC power module.

Table 3-43 Indicator description

Indicator	Color	Description
STAT: power indicator	-	Off: The power module receives no power input.
	Green	● Steady on: The power module is working normally. ● Blinking: The power module is in loading or standby state, or the power cable has been connected but the power module is not installed in the switch.
	Red	Steady on: ● Fans of the power module fail. ● The power module is in overtemperature protection state. ● The power input is abnormal (input undervoltage or input overvoltage). ● The power output is abnormal (output overcurrent, output short-circuit, or output overvoltage).

Specifications

Table 3-44 lists technical specifications of 1200 W high-voltage DC power modules.

Table 3-44 Technical specifications

Item	PHD-1K2WA-B	PHD-1K2WA-F
Dimensions (W x D x H)	66.0 mm x 340.0 mm x 39.6 mm (2.6 in. x 13.4 in. x 1.6 in.)	
Weight	1.5 kg (3.31 lb)	
Rated voltage range of 380 V high-voltage DC power input:	240-380 V DC	
Maximum voltage range of 380 V high-voltage DC power input:	188-400 V DC	
Rated input current	8 A	
Rated output current	100 A	
Rated output voltage	12 V	
Rated output power	1200 W	
Part number	02311GLP	02311GLN

 Copyright © Huawei Technologies Co., Ltd.

3.12 1200 W DC Power Module

Version Mapping

1200 W DC power modules include PDC-1K2WA-B (B: back-to-front airflow, air exhaust on power module panel) and PDC-1K2WA-F (F: front-to-back airflow, air intake on power module panel).

Table 3-45 describes the mapping between switch models and 1200 W DC power modules.

Table 3-45 Version mapping

Switch Model	PDC-1K2WA-B	PDC-1K2WA-F
CE6850-48S6Q-HI CE6850-48T6Q-HI CE6850U-24S2Q-HI CE6850U-48S6Q-HI CE6855-48T6Q-HI CE6856-48T6Q-HI CE6875-48S4CQ-EI CE8860-4C-EI	Supported in V200R003C00 version and later versions	Supported in V200R003C00 version and later versions
CE8850-64CQ-EI	Supported in V200R005C00 version and later versions	Supported in V200R005C00 version and later versions
CE8861-4C-EI CE8868-4C-EI	Supported in V200R005C10 version and later versions	Supported in V200R005C10 version and later versions
Other models	Not supported	Not supported

Appearance

Figure 3-41 shows the appearance of a PDC-1K2WA-B power module, and Figure 3-42 shows the appearance of a PDC-1K2WA-F power module.

 Copyright © Huawei Technologies Co., Ltd.

Figure 3-41 PDC-1K2WA-B power module

Figure 3-42 PDC-1K2WA-F power module

Function

PDC-1K2WA-B and PDC-1K2WA-F power modules use different airflow designs but have the same functions. **Table 3-46** describes the functions of a 1200 W DC power module.

Table 3-46 Functions of a 1200 W DC power module

Function		Description
Input protection	Input undervoltage protection	In this protection state, the power module stops supplying power. When the input voltage restores to the normal range, the power module automatically resumes power supply.

 Copyright © Huawei Technologies Co., Ltd.

Function		Description
	Input overcurrent protection	In this protection state, the power module stops supplying power and cannot automatically resume power supply when the input current restores to the normal range.
Output protection	Output overvoltage protection	In this protection state, the power module supplies power intermittently. When the output voltage restores to the normal range, the power module automatically resumes power supply.
	Output overcurrent protection	In this protection state, the power module supplies power intermittently. When the output current is limited within a range, the power module automatically resumes power supply.
	Output short-circuit protection	In this protection state, the power module supplies power intermittently. When the short circuit is removed, the power module automatically resumes power supply.
Overtemperature protection		When the temperature of the power module exceeds a specified threshold, the power module stops supplying power. When the temperature falls into the normal range, the power module automatically resumes power supply.
Heat dissipation		● PDC-1K2WA-B: back-to-front airflow ● PDC-1K2WA-F: front-to-back airflow
Hot swap		Supported

NOTE

When a power module enters overtemperature protection state, take measures to lower its temperature. The power module can automatically resume power supply when the temperature falls within the normal range.

Panel

Figure 3-43 and **Figure 3-44** show the panel of a 1200 W DC power module.

Figure 3-43 Panel of a PDC-1K2WA-B DC power module

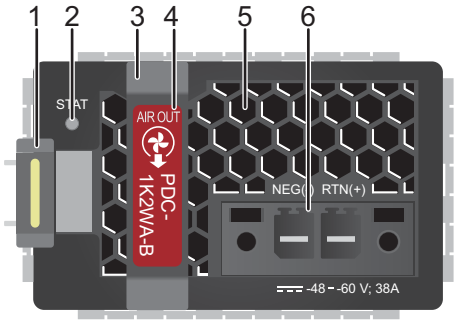

Figure 3-44 Panel of a PDC-1K2WA-F DC power module

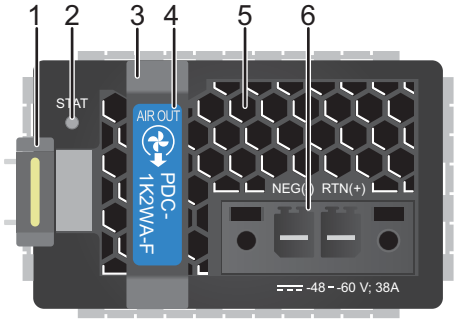

1. Lock	2. Indicator	3. Handle	4. Airflow flag ● : back-to-front airflow ● : front-to-back airflow
5. Fan air vent	6. DC power socket	-	-

Table 3-47 describes the indicator on a 1200 W DC power module.

Table 3-47 Indicator description

Indicator	Color	Description
STATUS: power indicator	Green	● Off: The input power is abnormal (no DC input power, DC input overvoltage, or DC input undervoltage) or the output power is abnormal (output overvoltage, overcurrent, short-circuit, or overtemperature). ● Steady on: The power module is working properly.

Specifications

Table 3-48 lists technical specifications of 1200 W DC power modules.

Table 3-48 Technical specifications

Item	PDC-1K2WA-B	PDC-1K2WA-F
Dimensions (W x D x H)	66.0 mm x 350.0 mm x 39.6 mm (2.6 in. x 13.8 in. x 1.6 in.)	
Weight	1.5 kg (3.31 lb)	
Rated input voltage	-48 V DC to -60 V DC	
Maximum input voltage	-38.4 V DC to -72 V DC	
Rated input current	38 A	
Rated output current	100 A	
Rated output voltage	12 V	
Rated output power	1200 W	
Part Number	02311VRP	02311VRN

 Copyright © Huawei Technologies Co., Ltd.